

IPSC RULES COMMITTEE

PROPOSALS FOR THE 2022 IPSC ASSEMBLY

(Key code: ~~Deleted text~~ / new text / *comments*)

Proposal A

That the rules common to all IPSC Disciplines be amended as shown on Page 2.

Proposal B

That the rules common to more than one IPSC Discipline be amended as shown on Pages 3 & 4.

Proposal C

That the IPSC Micro Target be added as an approved target to the IPSC Rifle Competition Rules as shown on Page 5.

Proposal D

That the IPSC Micro Target be added as an approved target to the IPSC Action Air Competition Rules as shown on Page 5.

Proposal E

That the IPSC Micro Target be added as an approved target to the IPSC Pistol Caliber Carbine Competition Rules as shown on Page 5.

Proposal F

That the IPSC Handgun Competition Rules be amended as shown on Page 6.

Proposal G

That the IPSC Rifle Competition Rules be amended as shown on Pages 7 to 11.

Proposal H

That the IPSC Shotgun Competition Rules be amended as shown on Pages 12 to 14.

Proposal I

That the IPSC Mini Rifle Competition Rules be amended as shown on Pages 15 to 17.

Proposal J

That the IPSC Action Air Competition Rules be amended as shown on Pages 18 to 21.

Proposal K

That the IPSC Pistol Caliber Carbine Competition Rules be amended as shown on Pages 22 to 24.

Proposal L

That the IPSC Grand Tournament Rules be amended as shown on Page 25.

Proposal M

That Action Air Rifle be adopted as a new IPSC Discipline in accordance with the Competition Rules as shown in Annex A.

Proposal N

That Action Air Pistol Caliber Carbine be adopted as a new IPSC Discipline in accordance with the Competition Rules as shown in Annex B.

Proposal O

That .22LR Handgun be adopted as a new IPSC Discipline as part of a Junior Program, completely separate to the Handgun Competition Rules, in accordance with the Competition Rules as shown in Annex C. The new Discipline is under evaluation and, unless extended, it will expire on 31 December 2025.

Rules Common to All IPSC Disciplines

- 4.1.4.1 Cover provided to hide all or a portion of a target will be considered hard cover. When possible hard cover should not be simulated but constructed using impenetrable materials (see Rule 2.1.3). ~~Whole paper targets must not be used solely as hard cover. Hard cover must not be in the shape of a whole IPSC target.~~
-

- 9.11.1 The official scoring programs for all Level IV or higher matches ~~is~~ are the latest versions of the Windows® Match Scoring System (WinMSS) and the IPSC ESS, unless another scoring program is approved by the IPSC President. For other level matches, no other scoring program can be used without the approval of the Regional Director of the host Region.
-

10.5.6 Allowing the muzzle of a firearm to point at any part of another person's body (e.g. Match Official or spectator) during a course of fire. A disqualification is not applicable if the problem is due to another person appearing downrange from the competitor during a course of fire, provided that the competitor complies with the provisions of Rule 8.6.5. However, if a competitor's action causes another person to appear downrange during a course of fire, the exception does not apply and the competitor will receive a disqualification.

Subsequent rules in this Section to be renumbered.

January 2019 Rules Interpretation ratified at the 2019 IPSC Assembly.

12.5 Glossary

Compensator A device fitted to the muzzle end of a barrel to counter muzzle rise (~~usually~~ by diverting away escaping gasses).

Based on the feeling of the 2019 IPSC Assembly.

Appendix A2: IPSC Recognition

3. Individual Categories:

Categories approved for individual recognition by Division are as follows:

(f) Lady Senior – Competitors of the female gender who are over the age of 50 on the first day of the match.

Add a new Lady Senior Category.

Rules Common to More Than One IPSC Discipline

Rifle

- 5.1.12 ~~Combination guns offering an additional barrel, or barrels, that is not a conventional rifle barrel (e.g. a rifle and shotgun combination), are prohibited. Rifles with more than one barrel are prohibited.~~

Mini Rifle

- 5.1.12 ~~Combination guns offering an additional barrel, or barrels, that is not a conventional rifle barrel (e.g. a rifle and shotgun combination), are prohibited. Rifles with more than one barrel are prohibited.~~

Pistol Caliber Carbine

- 5.1.12 ~~Combination guns offering an additional barrel, or barrels, that is not a conventional pistol caliber carbine barrel (e.g. a pistol caliber carbine and shotgun combination), are prohibited. Pistol Caliber Carbines with more than one barrel are prohibited.~~

Prohibit firearms with more than one barrel in the above Disciplines.

Handgun

- 9.1.6.1 Bullet strikes wholly within hard cover, and continues on to strike ~~any~~ the scoring area of a scoring paper target or no-shoot, ~~that shot the hit on the paper target or no-shoot~~ will not count for score or penalty, as the case may be. If it cannot be determined which hit(s) on the scoring area of a scoring paper target or no-shoot are the result of shots fired through hard cover, the scoring paper target or no-shoot will be scored by ignoring the applicable number of highest scoring hit(s).

Rifle

- 9.1.6.1 Bullet strikes wholly within hard cover, and continues on to strike the scoring area of a scoring paper target or no-shoot, the hit on the paper target or no-shoot will not count for score or penalty, as the case may be. If it cannot be determined which hit(s) on the scoring area of a scoring paper target or no-shoot are the result of shots fired through hard cover, the scoring paper target or no-shoot will be scored by ignoring the applicable number of highest scoring hit(s).

Shotgun

- 9.1.6.1 Slug or a buckshot pellet strikes wholly within hard cover, and continues on to strike the scoring area of a scoring paper target or no-shoot, the hit on the paper target or no-shoot will not count for score or penalty, as the case may be. If it cannot be determined which hit(s) on the scoring area of a scoring paper target or no-shoot are the result of shots fired through hard cover, the scoring paper target or no-shoot will be scored by ignoring the applicable number of highest scoring hit(s).

Mini Rifle

- 9.1.6.1 Bullet strikes wholly within hard cover, and continues on to strike the scoring area of a scoring paper target or no-shoot, the hit on the paper target or no-shoot will not count for score or penalty, as the case may be. If it cannot be determined which hit(s) on the scoring area of a scoring paper target or no-shoot are the result of shots fired through hard cover, the scoring paper target or no-shoot will be scored by ignoring the applicable number of highest scoring hit(s).

Action Air

- 9.1.6.1 Projectile strikes wholly within hard cover, and continues on to strike ~~any~~ the scoring area of a scoring paper target or no-shoot, ~~that shot the hit on the paper target or no-shoot~~ will not count for score or penalty, as the case may be. If it cannot be determined which hit(s) on the scoring area of a scoring paper target or no-shoot are the result of shots fired through hard cover, the scoring paper target or no-shoot will be scored by ignoring the applicable number of highest scoring hit(s).

Pistol Caliber Carbine

- 9.1.6.1 Bullet strikes wholly within hard cover, and continues on to strike the scoring area of a scoring paper target or no-shoot, the hit on the paper target or no-shoot will not count for score or penalty, as the case may be. If it cannot be determined which hit(s) on the scoring area of a scoring paper target or no-shoot are the result of shots fired through hard cover, the scoring paper target or no-shoot will be scored by ignoring the applicable number of highest scoring hit(s).

Standardize the wording across all Disciplines.

Rifle

- 10.5.1 Handling a ~~rifle~~ rifle firearm at any time except when in a designated Safety Area, or elsewhere deemed safe by a Range Officer, or when under the supervision of, and in response to a direct command issued by, a Range Officer may invoke a disqualification. This does not apply to the carrying of ~~rifles~~ rifles firearms where Rule 5.2.1 will apply. Violation of Rule 5.2.1 may invoke a disqualification.

Shotgun

- 10.5.1 Handling a ~~shotgun~~ shotgun firearm at any time except when in a designated Safety Area, or elsewhere deemed safe by a Range Officer, or when under the supervision of, and in response to a direct command issued by, a Range Officer may invoke a disqualification. This does not apply to the carrying of ~~shotguns~~ shotguns firearms where Rule 5.2.1 will apply. Violation of Rule 5.2.1 may invoke a disqualification.

Mini Rifle

- 10.5.1 Handling a ~~rifle~~ rifle firearm at any time except when in a designated Safety Area, or elsewhere deemed safe by a Range Officer, or when under the supervision of, and in response to a direct command issued by, a Range Officer may invoke a disqualification. This does not apply to the carrying of ~~rifles~~ rifles firearms where Rule 5.2.1 will apply. Violation of Rule 5.2.1 may invoke a disqualification.

Standardize the wording across all Disciplines.

Handgun

Glossary

Unloading Removal of ammunition from a firearm when the competitor has completed his attempt at a COF or when otherwise directed to unload by a Range ~~Offieial~~ Officer. Unloading commences as soon as the magazine (or cylinder) release button is activated, and ends when the handgun is devoid of ammunition. Note that a competitor who, after activating the magazine or cylinder release button in response to the command given in Rule 8.3.6, safely fires the chambered round at a target and/or who reinserts ammunition, is deemed to have terminated the unloading process and resumed shooting.

Action Air

Glossary

Unloading Removal of projectiles from a firearm when the competitor has completed his attempt at a COF or when otherwise directed to unload by a Range ~~Offieial~~ Officer. Unloading commences as soon as the magazine (or cylinder) release button is activated, and ends when the handgun is devoid of projectiles. Note that a competitor who, after activating the magazine or cylinder release button in response to the command given in Rule 8.3.6, safely fires the chambered projectile at a target and/or who reinserts projectiles, is deemed to have terminated the unloading process and resumed shooting.

Correct an inconsistency in the above Disciplines.

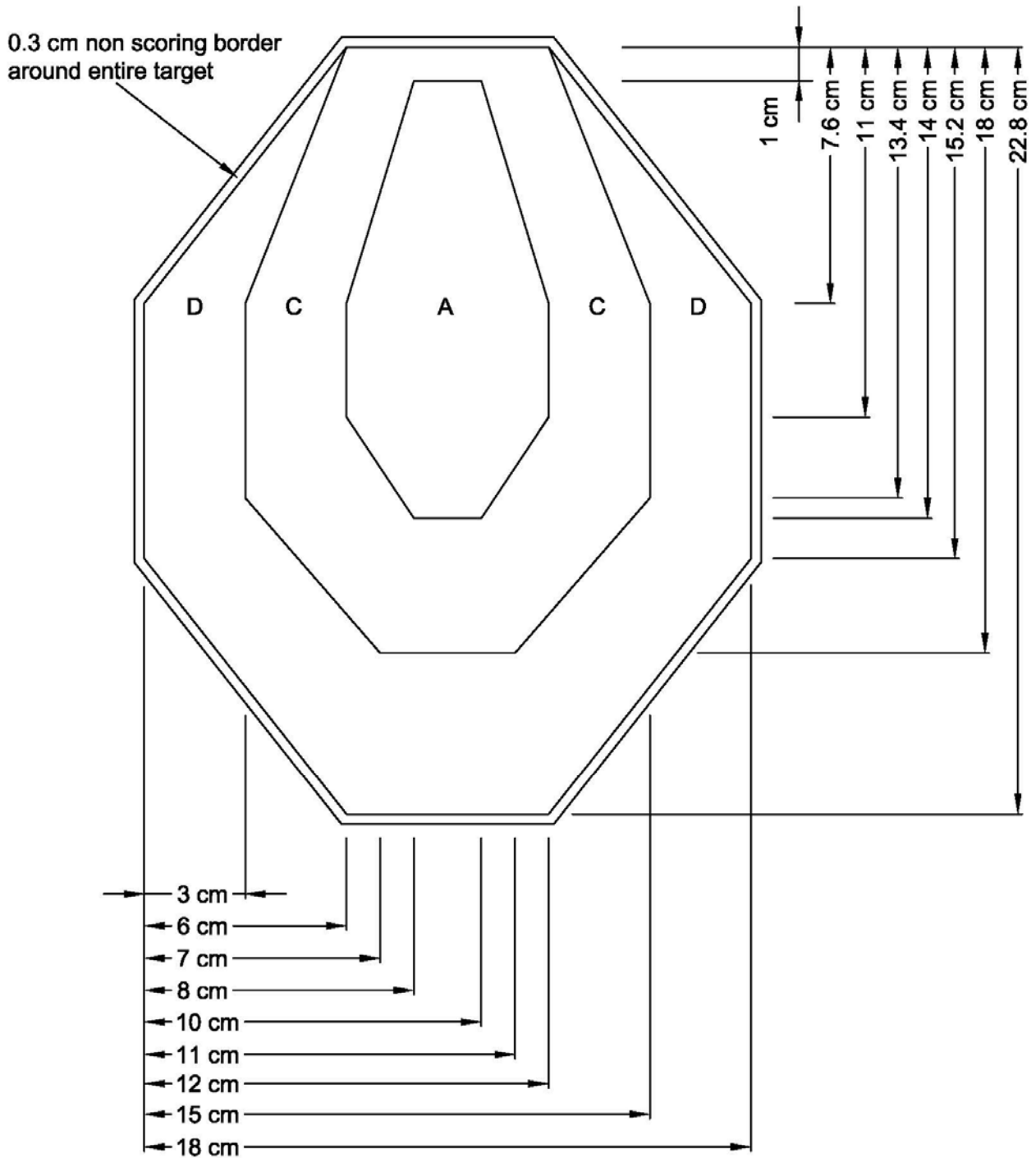
IPSC Micro Target

Rifle, Action Air and Pistol Caliber Carbine

Add the IPSC Micro Target as an approved target.

New Appendix to be added, together with appropriate amendments to the Table of Contents, Index and Rules 4.1.1.2, 4.1.2.1, 4.1.5, 4.2.1, 4.2.2, 4.2.2.1 and 4.2.3.2. The target scoring zones to be scored the same as for other paper targets in the Discipline.

APPENDIX: IPSC Micro Target



Handgun

Appendices D4, D4a and D4b: Production Divisions

- 17.2 Magazines accessible to a competitor during a COF must not contain more than 15 rounds at the Start Signal. Identifying marks or decals, internal capacity limiters, ~~bumper pads~~ and additional witness holes, which add or remove negligible weight to/from magazines, are permitted. OFM or aftermarket bumper/base pads with a maximum weight of 25 grams (0.055lbs.) are permitted (see separate Handgun Equipment Check Manual).
- 18.4 Aftermarket springs ~~and trigger assemblies~~ are permitted, provided they are in the same configuration as original.
- 18.5 Aftermarket trigger assemblies are permitted, subject to 15 above. A trigger assembly is defined as a mechanism that, once the trigger is pulled, activates the firing sequence of a firearm. Note that, if the original trigger includes a trigger safety, then the aftermarket trigger must also include a trigger safety.
- 18.6 Aftermarket triggers and hammers which match the profile and contours of the OFM standard or optional trigger and hammer for the approved handgun are permitted.
-

Appendices D1 to D5: All Divisions

Add the text below as a new Point 14 to all of the HG Divisions (current Point 14 & subsequent Special Conditions to be renumbered).

14.	<u>Weight(s) attached to barrel that extend beyond the muzzle</u>	<u>Open Division – Yes</u> <u>All other Divisions – No</u>
-----	---	---

Extend expiry dates.

Appendix D2: Standard Division

17. 357SIG is also an approved caliber for Major, subject to achieving the applicable minimum power factor. This concession has been extended until 31 December ~~2020~~ 2025.

Appendix D3: Classic Division

20. 357SIG is also an approved caliber for Major, subject to achieving the applicable minimum power factor. This concession has been extended until 31 December ~~2020~~ 2025.
-

Appendix D3: Classic Division

19. Magazines accessible to a competitor during a COF must not contain more than ~~8~~ 9 rounds (for Major power factor) or 10 rounds (for Minor power factor) at the Start Signal.
-

Appendix D4a: Production Optics Division

Proposal – That Production Optics be adopted as a permanent Handgun Division.

~~20. This Division is under evaluation and, unless extended, it will expire on 31 December 2020.~~

Appendix D4b: Production Optics Light Division

Proposal – That, due to lack of competitor participation, Production Optics Light be deleted as a Handgun Division.

Rifle

1.2.1.6 The recommended balance for an Level III or higher IPSC Rifle match with regards to target distance is: ~~30%~~ 40% of all targets to be less than 60 meters, ~~50%~~ 40% to be between 60 and 150 meters and 20% to be between 150 and 300 meters.

1.2.1.7 The maximum target distance for IPSC Mini Targets used in IPSC Rifle matches is 200 meters.

1.2.1.8 In order to help develop IPSC Rifle matches in Regions that currently do not have long distance ranges and find it difficult to comply with the recommended balance set out in Rule 1.2.1.6 above, an interested Region may apply once to the IPSC Executive Council for consent to run Level III matches in the Region. If granted, such consent will last for a period of one year from the date of the grant.

1.2.1.9 IPSC Micro Targets can only be used to simulate IPSC Targets placed at 150 to 300 meters when the range does not allow targets to be placed at such distances. If IPSC Micro Targets are used under such circumstances, Rule 1.2.1.8 will apply.

1.2.1.10 The target distance for IPSC Micro Targets used in IPSC Rifle matches is between 50 and 120 meters.

4.1.1.2 There are ~~two~~ three sizes of paper targets and poppers approved for use in IPSC Rifle matches (see Appendices B and C). IPSC Mini Targets, Micro Targets and Mini Poppers are used to simulate IPSC Targets and Poppers placed at greater distances (see Rules 1.2.1.7 to 1.2.1.10). The following types and sizes of targets may be included together in the same target array:

IPSC Targets and IPSC Poppers; or
IPSC Mini Targets and IPSC Mini Poppers; or
IPSC Micro Targets and IPSC Mini Poppers; or
IPSC Targets and IPSC Mini Poppers; or
IPSC Mini Targets and IPSC Poppers; or
IPSC Micro Targets and IPSC Poppers.

The following types and sizes of targets must not be included together in the same target array:

IPSC Targets and IPSC Mini Targets; or
IPSC Targets and IPSC Micro Targets; or
IPSC Mini Targets and IPSC Micro Targets; or
IPSC Poppers and IPSC Mini Poppers.

5.1.8.1 The mounting or detaching of a magwell, barricade stop, ~~or~~ vertical front grip or a bipod is not considered a significant modification of a firearm.

5.2.3 With the exception of a bipod and/or barricade stops, the use of shooting sticks, sandbags, tripods and similar, ~~or~~ any other stability improving device attached to the firearm by any means ~~of straps or tape~~, is prohibited.

6.2.5.1 A competitor who fails to satisfy the equipment or other requirements of a declared Division after the Start Signal, will be placed in Semi Auto Open Division, if available, otherwise the competitor's scores will not be entered into match results. Competitors already registered in Semi Auto Open Division who fail to comply with the requirements of Semi Auto Open Division after the Start Signal will not have their scores entered into match results.

6.2.5.3 A competitor reclassified to Semi Auto Open Division under Rule 6.2.5.1 will thereafter be subject only to the provisions of Semi Auto Open Division but is required to continue using the same firearm and sights, unless Rule 5.1.7 applies.

- 8.2.2 Unless specified in the written stage briefing, the competitor's stance prior to the commencement of the course of fire must be standing erect, with the rifle in the ready condition, held in both hands, stock touching the competitor at hip level, barrel parallel to the ground, trigger guard downwards, muzzle pointing downrange and with the fingers outside the trigger guard ([see Appendix E1](#)). This applies to all rifle ready conditions, unless otherwise specified in the written stage briefing.

Add a new Appendix E1 (see below).

- 9.5.1 Unless otherwise specified in the written stage briefing, scoring paper targets must be shot with a minimum of one round each, with the best two hits to score in Semi Auto [and Manual Action Contemporary](#) Divisions and the best hit to score in Manual Action [Open](#) Divisions. Scoring metal targets must be shot with a minimum of one round each and must fall or otherwise react to score.
-

Remove Manual Action Standard and Manual Action Lever Release Divisions due to lack of competitor participation and add a new Manual Action Contemporary Division.

APPENDIX D: Rifle Divisions

		Semi Auto Open SAO	Semi Auto Standard SAS	<u>Manual Action Contemporary</u> <u>MAC</u>	Manual Action Open MAO	Manual Action Standard MAS	Manual Action Lever Release MA LR
1.	Minimum Power Factor for Major	320					
2.	Minimum Power Factor for Minor	150					
3.	Maximum ammunition capacity (maximum to be loaded)	Not applicable					
4.	Restriction on action type	Semi Auto	Semi Auto	<u>Manual</u>	Manual	<u>Manual</u>	<u>Manual Lever Release</u>
5.	Optical/electronic sights permitted	Yes	No	<u>Yes</u>	Yes	<u>No</u>	<u>Yes</u>
6.	Compensators, ports, sound and/or flash suppressors permitted	Yes	Maximum 30 x 90 mm	<u>Yes</u>	Yes	<u>Maximum 30 x 90 mm</u>	<u>Yes</u>
7.	The use of <u>a bipods, and barricade stops and similar</u> permitted	Yes	No	<u>Yes</u>	Yes	<u>No</u>	<u>Yes</u>
8.	Vertical front grip permitted, max length 152mm (6 inches) from the centerline of the barrel	Not applicable	Yes	<u>Not applicable</u>	Not applicable	<u>Yes</u>	<u>Not applicable</u>

Special conditions:

9. ~~A Manual Action type is defined as a firearm where extraction of a spent case is caused entirely by a competitor's physical manipulation. Rifles which operate fully or partially by way of gas, blowback or inertia do not qualify as Manual Action.~~

~~Manual Action Lever Release is defined as a firearm where extraction of a spent case, together with recocking the action, may be caused by way of gas, blowback or inertia, but which requires a competitor's physical manipulation of a release lever to manually prepare the firearm for a new discharge by chambering a new round.~~

~~Manual Action is defined as a firearm that can discharge a single round each time the trigger is pulled, but after discharging a round requires the competitor's physical action to manually prepare the firearm for a new discharge by extracting and ejecting the empty cartridge case, recocking the action and chambering a new round. If any of these steps are performed other than by the competitor's physical action, the firearm does not qualify as Manual Action. Firearms that do not qualify as Manual Action may be used in the Semi Auto Divisions subject to them complying with any applicable Division requirements.~~

~~Spring assisted chambering operations in Manual Action Divisions are permitted, provided the energy conversion to the spring has been made by the competitor's physical action after the Start Signal.~~

10. Measuring the length of the compensator/flash suppressor is done from the end of the rifling to the tip of the device.

11. Only one bipod, with a maximum extended length of 90 cm (35.5 inches) from the centerline of the barrel, is permitted per course of fire. Bipods may be removed during a course of fire and changed between courses of fire.

Manual Action Contemporary Division

12. This Division is under evaluation and, unless extended, it will expire on 31 December 2025.

APPENDIX E1: Diagram of Competitor Ready Condition



Shotgun

5.2.3 Unless otherwise specified in the written stage briefing the competitor's equipment belt carrying cartridges (in caddies, loops, clips, bags or pouches) and/or detachable magazines and/or speed loaders must be worn at waist level. "Chest-rigs", bandoliers and similar carriers are expressly prohibited. No cartridges are allowed above a horizontal line level with the tip of the elbow (tolerance + 3 cm), except for cartridges inside a detachable magazine (see Appendix E2). Additional ammunition carriers mounted on forearms are permitted provided that cartridges are carried individually in loops or clips.

Add a new Appendix E2 (see below).

5.2.3.3 The Range Master may make allowances for variations to Rule 5.2.3 due to anatomical considerations, particularly for female competitors. The Range Master's decision on conformity to Rule 5.2.3 is final.

8.1.1.3 Unloaded (Option 3): fixed magazine must be empty, detachable magazines removed and chamber(s) must be empty. The action/bolt may be open or closed. No ammunition may be attached to or contained within the gun by any means.

8.2.2.1 Standing erect with the shotgun in the ready condition held in both hands, stock touching the competitor at hip level, barrel parallel to the ground, trigger guard downwards, muzzle pointing downrange and with the fingers outside the trigger guard (see Appendix E1).

April 2019 Rules Interpretation ratified at the 2019 IPSC Assembly.

Add a new Appendix E1 (see below).

Appendix D – Shotgun Divisions

Open and Modified Divisions

17. The unloaded gun, with its longest magazine fitted, and with its barrel parallel to the long edge, must fit wholly lengthwise into a rectangular box (open on one long side). The internal length of the box is 1320 mm (tolerance: +1 mm, -0 mm). The gun must not be artificially compressed in any way during the test. Additionally, telescoping magazines tubes must be fully extended.

Open Division

18. Detachable magazines or tubes accessible to a competitor during a COF must not contain more than 10 rounds at the Start Signal. However, detachable magazines with an original maximum capacity of up to 12 rounds are permitted. Magazines must not be clipped, taped or otherwise attached to any other magazine at any time. Guns with fixed magazines may have an initial load of 14 rounds.

18.1 Detachable tubes shotguns with speed load mechanism with extra cartridges must not have more than 10 rounds in both devices combined at the Start Signal.

Standard Manual Division

22. Any complete manual action shotgun (i.e. pump action, slide action, break-open, lever action, bolt action) produced by a factory and available to the general public, where extraction of a spent case and loading of a new round are caused entirely by a competitor's physical manipulation.

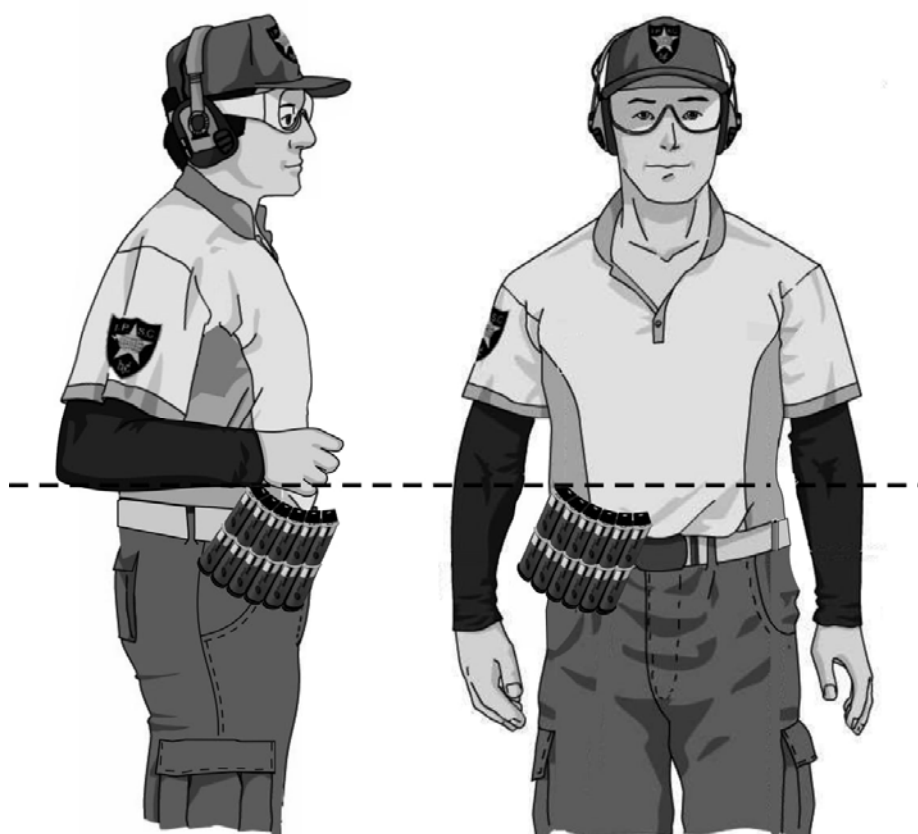
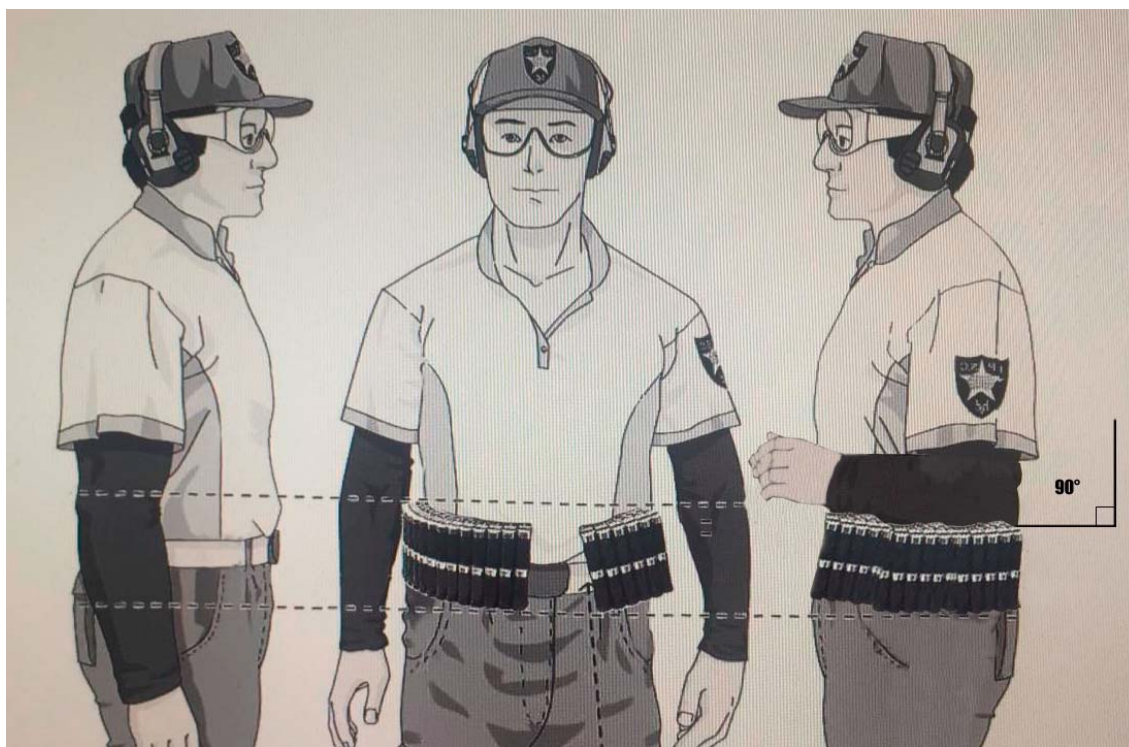
APPENDIX E1 <u>E3</u>: Ammunition/Cartridge Types

Renumber due to new E1 & E2. Also, change all existing references of E1 to E3.

APPENDIX E1: Diagram of Competitor Ready Condition



APPENDIX E2: Diagram of Equipment Belt Carrying Cartridges



1. A tolerance of 3 cm above the tip of the elbow is acceptable.
2. The Range Master must give special consideration to female competitors.

Mini Rifle

1.2.1.6 The recommended balance for ~~a~~ Level III or higher IPSC Mini Rifle match with regards to target distance is: ~~30%~~ 40% of all targets to be less than 25 meters, ~~50%~~ 40% to be between 25 and 40 meters and 20% to be between 40 and 120 meters.

1.2.1.7 The maximum target distance for IPSC Mini Targets used in IPSC Mini Rifle matches is 80 meters.

1.2.1.~~78~~ Where the physical dimensions of a range preclude the siting of targets at distances greater than 50 meters, it is recommended that the IPSC Micro Target be used (see Appendix B5).

1.2.1.9 IPSC Micro Targets can only be used to simulate IPSC Targets placed at 40 to 120 meters when the range does not allow targets to be placed at such distances.

1.2.1.10 The target distance for IPSC Micro Targets used in IPSC Mini Rifle matches is between 25 and 60 meters.

Table of Contents

4.4 Frangible and Synthetic Targets 10

4.4 Frangible and Synthetic Targets

4.4.2 Synthetic targets (e.g. "self-sealing" targets etc.), sometimes used by indoor ranges, must not be used at Level III or higher matches. However, subject to the prior written approval of a Regional Director, synthetic targets may be used at Level I and II matches held within his Region.

5.1.8.1 The mounting or detaching of a magwell, barricade stop, ~~or~~ vertical front grip or a bipod is not considered a significant modification of a firearm.

5.2.3 With the exception of a bipod and/or barricade stops, the use of ~~shooting sticks, sandbags, tripods and similar,~~ ~~or~~ any other stability improving device attached to the firearm by any means ~~of straps or tape~~, is prohibited.

8.2.2 Unless specified in the written stage briefing, the competitor's stance prior to the commencement of the course of fire must be standing erect, with the rifle in the ready condition, held in both hands, stock touching the competitor at hip level, barrel parallel to the ground, trigger guard downwards, muzzle pointing downrange and with the fingers outside the trigger guard (see Appendix E1). This applies to all rifle ready conditions, unless otherwise specified in the written stage briefing.

Add a new Appendix E1 (see below).

Glossary

Reloading

~~Replenishment or insertion of additional ammunition into the firearm.~~

Replacement of a magazine already inserted in a firearm with a different magazine, or the insertion of additional ammunition into a firearm while the competitor is actually making his attempt at a COF. Reloading commences when the magazine release button is activated, and ends when the newly inserted magazine is fully inserted (locked into place and magazine will not fall out) or the competitor's hand leaves the inserted magazine. Exception: Aiming and safely firing the chambered round at a target before inserting a fresh magazine.

APPENDIX D: Mini Rifle Divisions

		Mini Rifle Open	Mini Rifle Standard
1.	Minimum/maximum caliber	Commercially manufactured .22LR	
2.	Detachable magazines	Yes	
3.	Maximum ammunition capacity (maximum to be loaded)	31 rounds (30 in magazine <u>at the Start Signal</u>)	
4.	Speed loaders	Yes	
5.	Modifications/attachments	Yes – No restrictions	Restricted – See below
6.	Maximum distance of magazines and speed loaders from body	50 mm <u>Not applicable</u>	
7.	Compensators, <u>ports, sound and/or flash suppressors permitted</u>	Yes	No <u>Maximum 30 x 90 mm</u>
8.	Ports	Yes	No
9 8.	Optical or /electronic sights <u>permitted</u>	Yes	No
10 9.	Bipods <u>The use of one bipod and barricade stop permitted</u>	Yes – <u>See below</u>	No
11 10.	Vertical front grip permitted, max length 152 mm (6 inches) from the centerline of the barrel	Not applicable	Yes

Special conditions:

- ~~11.~~ Magazines must not be clipped, taped or otherwise attached to any other magazine.
- ~~12.~~ Only one bipod, with a maximum extended length of 90 cm (35.5 inches) from the centerline of the barrel, is permitted per course of fire. Bipods may be removed during a course of fire and changed between courses of fire.

Standard Division

- ~~12~~ 13. Any complete Mini Rifle or components produced by a factory and available to the general public.
- ~~13~~ 14. Prototypes are specifically not permitted.
- ~~14~~ 15. External modifications such as weights or devices to control or reduce recoil are specifically not permitted, except for recoil pads fitted to the rear face of the stock of the Mini Rifle.

APPENDIX E1: Diagram of Competitor Ready Condition



Action Air

- 2.1.3 Minimum Distances – Whenever rigid targets or rigid hard cover are used in a course of fire, precautions must be taken so that competitors and Match Officials maintain a **safe** minimum distance of 2 meters from them while they are being shot. Where possible, this should be done with physical barriers. If Fault Lines are used to limit the approach to rigid targets, they must be placed at least 3 meters from the targets so that the competitor may inadvertently fault the line and still be outside the 2 meters minimum distance (see Rule 10.4.7). Care should also be taken in respect of rigid props in the line of fire.

Introduce a minimum rigid target distance of 2 meters.

- 2.1.8.5 Course design and construction must not require any paper or rigid target to be engaged from more than 15 meters distance.

Introduce a maximum target distance of 15 meters.

APPENDIX C3: IPSC Action Air Stop Plate

Important Construction Notes

The Stop Plate, if used, must be a circular target, not less than 15 centimeters diameter, securely anchored to the ground, not less than ~~5~~ 2 meters from the most likely final shooting location in the COF.

The Stop Plate must be clearly distinguishable from regular plates and contain visual electronic indicators to confirm it has been hit, and it must be connected by wires or other means to a timer where the time of the final shot is recorded.

Rigid plates which can accidentally turn edge-on or sideways when hit are expressly prohibited. Using them may result in the withdrawal of IPSC sanction (see Rule 4.3.1.1).

Reduce the minimum distance from 5 to 2 meters.

APPENDIX D: Action Air Divisions

		Open	Standard	Classic	Production	<u>Production Optics</u>
1.	Maximum handgun size	No	Yes, see below	Yes, see below	Maximum barrel length 127 mm	<u>Maximum barrel length 127 mm</u>
2.	Maximum magazine length	170 mm (see Appendix E1)	Yes, see below	Yes, see below	Yes, see below	<u>Yes, see below</u>
3.	Maximum projectile capacity	Yes, see below				
4.	Max. distance of handgun and allied equipment from torso	50 mm (see Rule 5.2.5)				
5.	Rule 5.2.10 / Appendix E2 applies	No	Yes	Yes	Yes	<u>Yes</u>
6.	Optical/electronic sights	Yes	No	No	No	<u>Mandatory, see below</u>
7.	Compensators, ports, sound and/or flash suppressors	Yes	No, see below	No	No	<u>No</u>

Special conditions:

Open Division

8. Magazines accessible to a competitor during a COF must not contain more than 28 projectiles at the Start Signal.

Standard and Classic Divisions

9. A handgun in its ready condition (see Section 8.1), but unloaded and without an empty magazine inserted, must fit wholly within the confines of a box which has internal dimensions of 225 mm x 150 mm x 45 mm (tolerance of +1 mm, -0 mm).

Standard Division

10. The handgun is placed inside the box (and ultimately removed) by the competitor with the slide parallel to the longest side of the box. Rear adjustable sights may be slightly depressed, but the slide must be fully forward, and all other features of the handgun, (e.g. collapsible and/or folding sights, slide rackers, thumb rests, grips etc.), must be fully extended or deployed when the gun is seated inside the box. Additionally, telescoping magazines and/or magazines with compressible base pads are expressly prohibited.
11. Magazines accessible to a competitor during a COF must not contain more than 18 projectiles at the Start Signal. Additionally, magazines must not extend more than 20 mm below the lowest point of the magazine well when inserted. Violations will result in the competitor being relegated to Open Division.
12. Only porting of inner barrels is prohibited. Slides and outer barrels may be ported.

Classic Division

13. The handgun is placed inside the box (and ultimately removed) by the competitor with the slide parallel to the longest side of the box. Rear adjustable sights may be slightly depressed during insertion but the slide must be fully forward when the gun is seated inside the box.
14. Handguns must be based on and visibly resemble the profile and contours of the classic 1911-genre design. This means a single-stack, one piece frame, slide with stirrup cuts, and a dust cover (with or without an accessory rail) which has a maximum length of 75 mm when measured from the leading edge of the dust cover to the rear of the slide stop pin.

- 14.1 Magazine well openings cannot exceed a maximum outside width of 35 mm. Compliance is checked by way of a 35 mm wide, and at least 5 mm deep, notch carved into the outside of the box, or by use of a ruler or caliper, as approved by the Range Master.
15. Prohibited modifications are slide lightening cuts, weak hand thumb rests and slide rackers.
16. Permitted modifications are shaped slides (flat-top, tri-top etc.), shaped trigger guards (squared, undercut etc.), bob-tail backstraps, bull or coned barrels, external extractors, finger-grooves (machined, add-on, wrap-around etc.), custom magazine release buttons, triggers, hammers, single/ambidextrous thumb safeties, any open sights (which may be embedded into the slide), and extended slide lock levers and thumb shields provided they do not act as a thumb rest.
 - 16.1 Other modifications permitted include those of a cosmetic nature (e.g. custom grip panels, scrimshaw or similar surface engravings, checkering, serrations etc.).
17. Magazines accessible to a competitor during a COF must not contain more than 10 projectiles at the Start Signal. Additionally, magazines must not extend more than 20 mm below the lowest point of the magazine well when inserted. Violations will result in the competitor being relegated to Open Division.

Production and Production Optics Divisions

- ~~19~~ 18. Handguns with external hammers must be fully decocked (see Rule 8.1.2.5), at the Start Signal. First shot attempted must be double action. Competitors in this Division who, after the issuance of the Start Signal and prior to attempting the first shot, cock the hammer on a handgun which has a loaded chamber, will incur one procedural penalty per occurrence. Note that a procedural penalty will not be assessed in respect of courses of fire where the ready condition requires the competitor to prepare the handgun with an empty chamber. In these cases, the competitor may fire the first shot single action.
- ~~20~~ 19. Original parts and components offered by the OFM as standard equipment, or as an option, for a specific model handgun on the IPSC approved handgun list are permitted, subject to the following:
 - ~~2019~~.1 Modifications to them, other than minor detailing (the removal of burrs and/or adjustments unavoidably required in order to fit replacement OFM parts or components), are prohibited. Other prohibited modifications include those which facilitate faster reloading (e.g. racking or cocking handles, flared, enlarged and/or add-on magwells, etc.), and/or adding stippling. Changing the original color and/or finish of a handgun, and/or adding stripes or other embellishments is permitted.
 - ~~2019~~.2 Magazines accessible to a competitor during a COF must not contain more than 15 projectiles at the Start Signal. Identifying marks or decals, internal capacity limiters, ~~bumper pads~~ and additional witness holes, which add or remove negligible weight to/from magazines, are permitted. Bumper pads may be added provided the added weight to the magazine is less than 25 grams.
 - ~~2019~~.3 Sights may be trimmed, adjusted and/or have colors applied. Sights may also be fitted with fiber optic or similar inserts.

Production Division

- ~~18~~ 20. Only Action Air versions of handguns listed as approved in the Production Division List on the IPSC website may be used in this Division. Note that handguns deemed by IPSC to be single-action-only are expressly prohibited. The official IPSC protocol used to measure barrel length is illustrated in Appendix E4.
21. Aftermarket parts, components and accessories are prohibited, except as follows:
 - 21.1 Aftermarket magazines are permitted, subject to ~~2019~~.2 above.
 - 21.2 Aftermarket open sights (see Rule 5.1.3.1) are permitted, provided their installation and/or adjustment requires no alteration to the handgun.
 - 21.3 Aftermarket grip panels which match the profile and contours of the OFM standard or optional grip panels for the approved handgun and/or the application of tape on grips (see Appendix E3a) are permitted. However, rubber sleeves are prohibited.
 - 21.4 Aftermarket springs are permitted, provided they are in the same configuration as original.

- 21.5 Aftermarket trigger assemblies are permitted. A trigger assembly is defined as a mechanism that, once the trigger is pulled, activates the firing sequence of a firearm. Note that, if the original trigger includes a trigger safety, then the aftermarket trigger must also include a trigger safety.
- 21.6 Aftermarket triggers and hammers which match the profile and contours of the OFM standard or optional trigger and hammer for the approved handgun are permitted.
- 21.7 Aftermarket slides which match the profile and contours of the OFM standard for the approved handgun are permitted.

Production Optics Division

22. Only Action Air versions of handguns listed as approved in the Production Division List on the IPSC website and fitted with an optical/electronic sight may be used in this Division. Note that handguns deemed by IPSC to be single-action-only are expressly prohibited. The official IPSC protocol used to measure barrel length is illustrated in Appendix E4.
23. Aftermarket parts, components and accessories are prohibited, except as follows:
- 23.1 Aftermarket magazines are permitted, subject to 19.2 above.
- 23.2 Aftermarket open and optical/electronic sights (see Rules 5.1.3.1 and 5.1.3.2) and mounting plates are permitted, provided their installation and/or adjustment requires no alteration to the handgun other than the milling of the slide in order to facilitate the installation of an optical/electronic sight.
- 23.3 Aftermarket grip panels which match the profile and contours of the OFM standard or optional grip panels for the approved handgun and/or the application of tape on grips (see Appendix E3a) are permitted. However, rubber sleeves are prohibited.
- 23.4 Aftermarket springs are permitted, provided they are in the same configuration as original.
- 23.5 Aftermarket trigger assemblies are permitted. A trigger assembly is defined as a mechanism that, once the trigger is pulled, activates the firing sequence of a firearm. Note that, if the original trigger includes a trigger safety, then the aftermarket trigger must also include a trigger safety.
- 23.6 Aftermarket triggers and hammers which match the profile and contours of the OFM standard or optional trigger and hammer for the approved handgun are permitted.
- 23.7 Aftermarket slides which match the profile and contours of the OFM standard for the approved handgun are permitted.
24. Optical/electronic sights must be mounted on the upper rear of the slide either in addition to, or replacement of, the rear open sight. Racking or cocking handles or other similar protuberances cannot form part of the sight or its mounting.
25. This Division is under evaluation and, unless extended, it will expire on 31 December 2024.
-

Pistol Caliber Carbine

1.2.1.6 The recommended balance for an IPSC Pistol Caliber Carbine match with regards to target distance is: 90% of all targets to be less than 50 meters and 10% to be between 50 and 100 meters. However, this does not apply if the same courses of fire are being used for an IPSC Pistol Caliber Carbine match held in conjunction with that of another discipline (e.g. handgun).

1.2.1.7 The maximum target distance for IPSC Mini Targets used in IPSC Pistol Caliber Carbine matches is 50 meters.

Table of Contents

4.4 Frangible and Synthetic Targets 10

4.4 Frangible and Synthetic Targets

Omission rectified.

4.3.4.1 ~~Metal no-shoot poppers and plates may be designed to fall or overturn when hit, or may be designed to remain upright. In either case, they must, if hit, be repainted during the scoring process, failing which subsequent competitors must not be penalized for hits visible on their surface.~~
Metal no-shoot poppers and plates, must be shot and fall, overturn or self-indicate to score. If hit they should be repainted during the scoring process.

Correct the discrepancy between Rules 4.3.1.4, 4.3.4.1 & 9.4.3.

Remove all references to "Major".

~~5.6.1.2 Some Divisions offer a higher power factor rating called "Major", which enables competitors to earn more points for peripheral shots on scoring paper targets. The power factor floor for Major rating, if available, and other specific requirements applicable to each Division, are stipulated in Appendix D.~~

5.6.1.3 2 The associated values awarded for Minor ~~and Major~~ scoring hits are illustrated in Appendices B and C. The method used to determine power factor is explained in the following section.

5.6.3.8 ~~If the resultant power factor fails to meet the Major power factor floor of the relevant Division, the competitor's scores will be recalculated as Minor, if achieved. Not applicable.~~

5.6.3.12 If the Range Master deems that a chronograph has become inoperative, and further testing of competitor's ammunition is not possible, the power factors of competitors which have been successfully tested will stand, and the ~~Major or~~ Minor power factors declared by all other competitors who have not been tested will be accepted without challenge, subject to any applicable Division requirements (see Appendix D).

5.8.1 When match organizers make official match ammunition available for purchase by competitors at a match, the Match Director must, both in advance in official match literature (and/or on the official match website), and by way of a sign certified by him and posted at a conspicuous place at the point of sale, clearly identify which manufacturer/brand, specific cartridges and load descriptions are deemed to be rated, by Division, as ~~either~~ Minor ~~or Major~~ power factor, ~~as the case may be~~. The subject rounds will usually be exempt from Rule 5.6.3 testing by chronograph, subject to the following conditions:

App. B2, B3 & B4 - *Delete the column with the heading "Major".*

Index - *Delete "Major".*

8.2.2 Unless specified in the written stage briefing, the competitor's stance prior to the commencement of the course of fire must be standing erect, with the firearm in the ready condition, held in both hands, stock touching the competitor at hip level, barrel parallel to the ground, trigger guard downwards, muzzle pointing downrange with the fingers outside the trigger guard (see Appendix E1). This applies to all firearm ready conditions, unless otherwise specified in the written stage briefing.

Add a new Appendix E1 (see below).

Appendix D: Pistol Caliber Carbine Divisions

15 Kits that convert a handgun or rifle into a pistol caliber carbine are permitted.

January 2019 Rules Interpretation ratified at the 2019 IPSC Assembly.

Add two new Divisions, PCC Optics and PCC Iron, to replace the existing PCC Division. The new Divisions to be under evaluation and, unless extended, will expire on 31 December 2023. The draft below is based on what was ratified at the 2021 IPSC Assembly.

APPENDIX D: Pistol Caliber Carbine Divisions

		<u>PCC Optics</u>	<u>PCC Iron</u>
1.	Minimum Power Factor for Minor	125 (Minor scoring only)	
2.	Maximum bullet velocity	500 meters (1640 feet) per second (see below)	
3.	Minimum bullet weight	115 grains (see below)	
4.	Minimum bullet caliber / cartridge case length	9 mm (0.354") / 19 mm (0.748")	
5.	Permitted calibers	9x19 mm, 9x21 mm, .357 SIG, .38 Super, .38 Super Comp, .40 S&W, .45 ACP	
6.	Maximum ammunition capacity (maximum to be loaded)	33 rounds (32 in magazine)	
7.	Magazine couplers permitted	No	
8.	Restriction on action type	No	
9.	Optical/electronic sights permitted	Yes <u>Mandatory, see below</u>	Yes <u>No</u>
10.	Compensators, sound and/or flash suppressors permitted	Yes	
11.	The use of bipods and similar permitted	No	
12.	Vertical front grip permitted, max length 152mm (6 inches) from the centerline of the barrel	Yes	

Special conditions:

13. Ammunition which exceeds the maximum bullet velocity will be treated as unsafe and must be withdrawn (see Rule 5.5.6).
14. If the weight of the first bullet weighed under Rule 5.6.3.3 fails to meet the minimum bullet weight required, a second bullet will be weighed as a final and definitive bullet weight test.

15. Kits that convert a handgun or rifle into a pistol caliber carbine are permitted.

January 2019 Rules Interpretation ratified at the 2019 IPSC Assembly.

16. Only carbines fitted with a non-magnifying optical/electronic sight may be used in PCC Optics Division.

17. These Divisions are under evaluation and, unless extended, they will expire on 31 December 2023 and these Rules will revert to the previous Pistol Caliber Carbine Division.

Rule

- 6.2.5.1 Competitors who fail to comply with the requirements of ~~Pistol Caliber Carbine~~ a declared Division after the Start Signal will not have their scores entered into match results.

APPENDIX E1: Diagram of Competitor Ready Condition



Grand Tournament

August 2020 Rules Interpretation ratified at the 2021 IPSC Assembly.

1.4 Recognized IPSC Grand Tournaments and their component matches are:

1.4.1 An IPSC Handgun match and an IPSC Shotgun match;

1.4.2 An IPSC Handgun match and an IPSC Rifle match;

~~1.4.3~~ An IPSC Handgun match and an IPSC Pistol Caliber Carbine match.

~~1.4.3~~ ~~4~~ An IPSC Shotgun match and an IPSC Rifle match;

~~1.4.5~~ An IPSC Shotgun match and an IPSC Pistol Caliber Carbine match.

~~1.4.6~~ An IPSC Rifle match and an IPSC Pistol Caliber Carbine match.

~~1.4.4~~ ~~7~~ An IPSC Handgun match and an IPSC Shotgun match and an IPSC Rifle match and an IPSC Pistol Caliber Carbine match.

August 2020 Rules Interpretation ratified at the 2021 IPSC Assembly.

APPENDIX A2: IPSC Grand Tournament Divisions

Grand Tournament	Handgun	Shotgun	Rifle	<u>PCC</u>
Open	<ul style="list-style-type: none"> • Open • Standard • Classic • Production • Revolver 	<ul style="list-style-type: none"> • Open • Modified • Standard • Standard Manual 	<ul style="list-style-type: none"> • Open S/A • Open Manual • Standard S/A • Standard Manual 	<ul style="list-style-type: none"> • <u>PCC</u>
Standard	<ul style="list-style-type: none"> • Standard • Classic • Production • Revolver 	<ul style="list-style-type: none"> • Standard • Standard Manual 	<ul style="list-style-type: none"> • Standard S/A • Standard Manual 	<ul style="list-style-type: none"> • =
Production	<ul style="list-style-type: none"> • Classic • Production • Revolver 	<ul style="list-style-type: none"> • Standard Manual 	<ul style="list-style-type: none"> • Standard Manual 	<ul style="list-style-type: none"> • =
Match organizers may also declare a Grand Tournament as "Restricted", whereby only one specific division in each discipline will be recognized, for example:				
Restricted	<ul style="list-style-type: none"> • Revolver 	<ul style="list-style-type: none"> • Standard Manual 	<ul style="list-style-type: none"> • Standard Manual 	<ul style="list-style-type: none"> • <u>PCC</u>
Restricted	<ul style="list-style-type: none"> • Open 	<ul style="list-style-type: none"> • Open 	<ul style="list-style-type: none"> • Open S/A 	<ul style="list-style-type: none"> • <u>PCC</u>